

Ministry of Planning
Central Statistical Orgnaztion
Environment statistics Department

Summary of Damages Assessment Survey for the Economic Activities due to the Terrorism Works and Fighting ISIS

1.1 Introduction

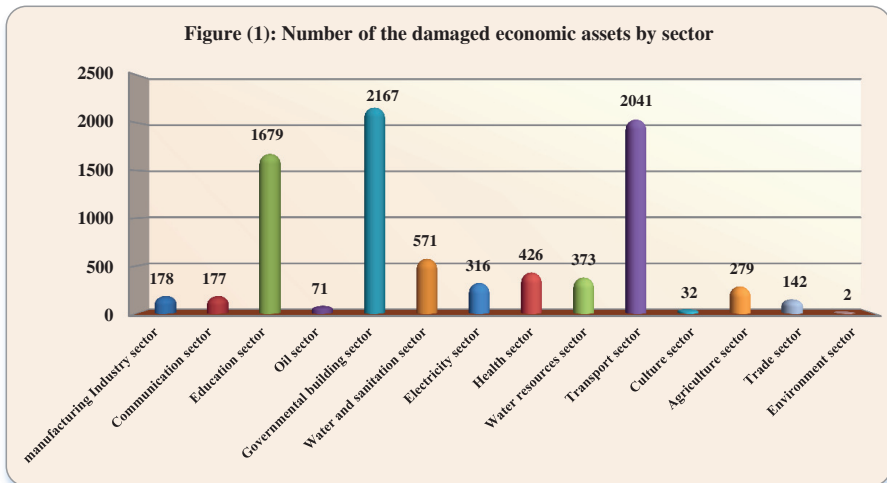
Due to the circumstances of Iraq since mid-year of 2014 by ISIS controlling on most of the governorates and destroying the infrastructure of these governorates in all sectors the military operations started to freeing these governorates In order to determine the requirements of the reconstruction depending on the statistical data so the secretariat of the council of ministries releases the decision (259) in 15/8/2017 commissioned by the Ministry of Planning / CSO to supervise on programs and projects of this survey for the seven damaged governorates (Nineveh, Kirkuk, Salah al- Deen, Diala, Baghdad, Al- Anbar and Babylon).

This survey involved all the sectors including the housing sector which estimated in the office by using the applications of GIS due to the difficulty of getting these data in field.

Results of the Survey

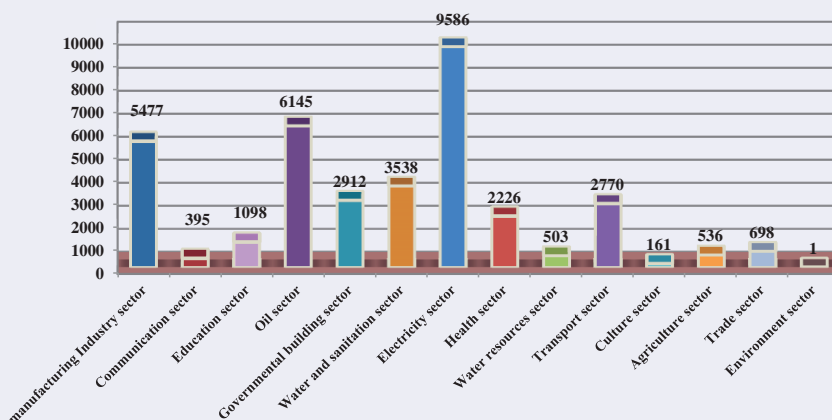
1. Infrastructure

- The number of the damaged economic assets reached (8457) assets the biggest number was in the governmental building sector as (2167) assets then transport sector as (2041) assets as in figure (1).

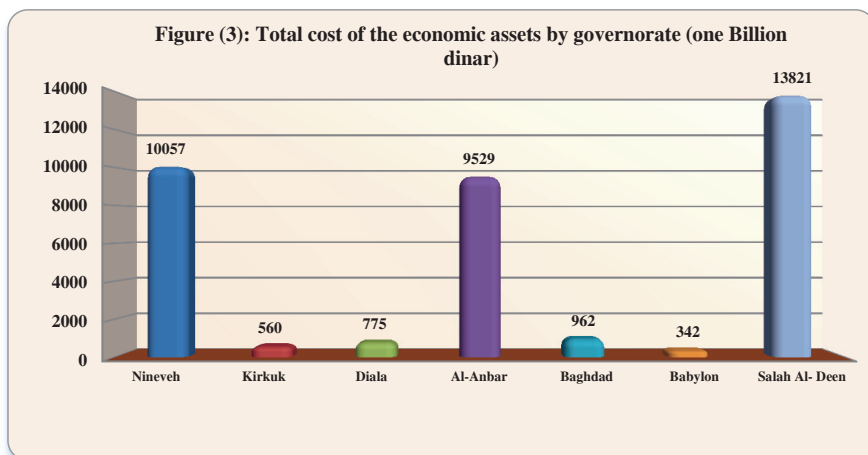


- Also the results showed that the number of the totally damaged economic assets (40% and more) reached (6475) assets while the number of the partially damaged economic assets (less than 40%) reached (1982) assets.
- The result of the survey showed that the total cost of the damaged economic assets reached (75.3) trillion dinar for most of the sectors.
- The results showed that the most damaged sector is the electricity sector and by (9.6) trillion dinar then oil and gas sector as (6.1) trillion dinar then the manufacturing industry sector as (5.5) trillion dinar because it is one of the biggest sectors by share capital in serving most of the governorates as in figure (2).

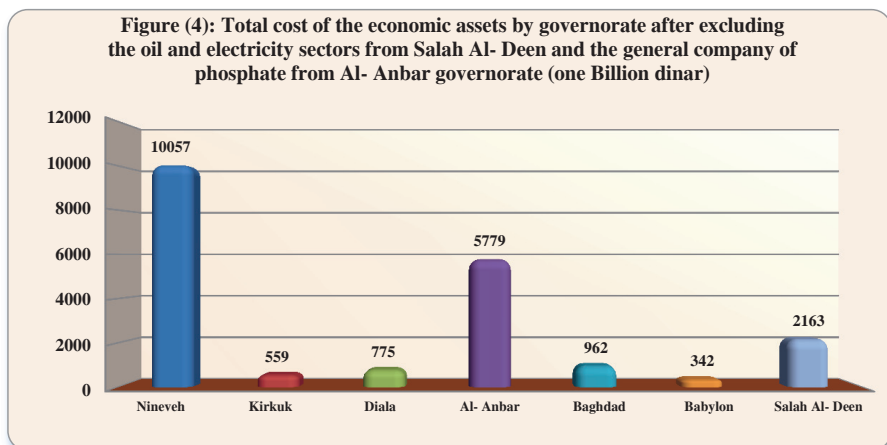
Figure (2): Total cost of the damaged economic assets by sector (one Billion dinar)



- The results of the survey shows that the damaged economic assets in Salah Al-Deen were the highest among the involved governorates as (13.8) trillion dinar then Nineveh as (10.1) trillion dinar then Al- Anbar as (9.5) trillion dinar the reason for this increasing is due to the refineries existing and electricity stations in this governorate where the value of the damages in Salah Al-Deen in electricity sector (5.9) trillion dinar and in oil and gas sector reached (5.8) trillion dinar as shown in figure (3).



And in case we excluded these damages so Salah Al- Deen will be at the third stage after Nineveh and AL- Anbar as Shown in figure (4)



The results show that water and sanitation sector is the most damaged sector in Nineveh as (2.7) trillion dinar and the lowest damage was in agriculture sector as (30) one billion dinar, while in Kirkuk governorate the water and sanitation sector was the most damaged sector as (157) one billion dinar then the electricity as (139) and the lowest damaged sector was in oil and gas sector as (138) million dinar.

The results showed that the manufacturing industry sector in AL- Anbar governorate is the most damaged sector as (4.6) trillion dinar due to the existing of

the general company of phosphate which is one of the huge damaged companies as (3.8) trillion dinar which is the reason in rising the value of the damage in the industry sector in the governorate while the lowest damaged sector in the governorate was in the environment sector as (840) million dinar.

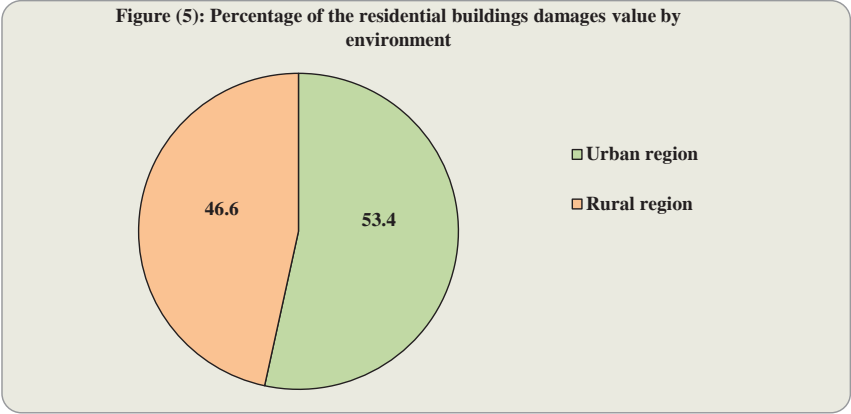
🌿 While in Baghdad governorate the electricity sector was the most damaged sector as (367) one billion dinar then the water and sanitation as (181) one billion dinar.

🌿 In spite of considering Babylon as the lowest damaged governorate where the total damage was (342) one billion dinar and the electricity sector was the most damaged sector as (146) one billion dinar then water and sanitation as (52) one billion dinar.

🌿 While in Salah Al- Deen governorate the electricity sector was the most damaged sector as (5.9) trillion dinar then oil and gas sector as (5.8) trillion dinar then the governmental buildings sector as (789) one billion dinar, while the lowest damaged sector was the culture sector as (290) million dinar.

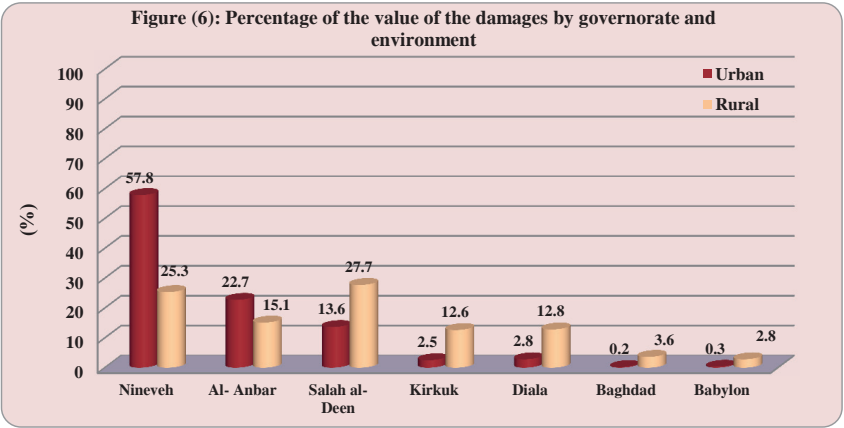
2. The residential buildings

✎ The results showed that the estimated value of the total damaged residential buildings for the private sector in the involved governorates was (18.7) trillion dinar where the estimated value in the urban region was (10) trillion dinar and as (53.4%), while in the rural region was (8.7) trillion dinar and as (46.6%) as shown in figure (5).



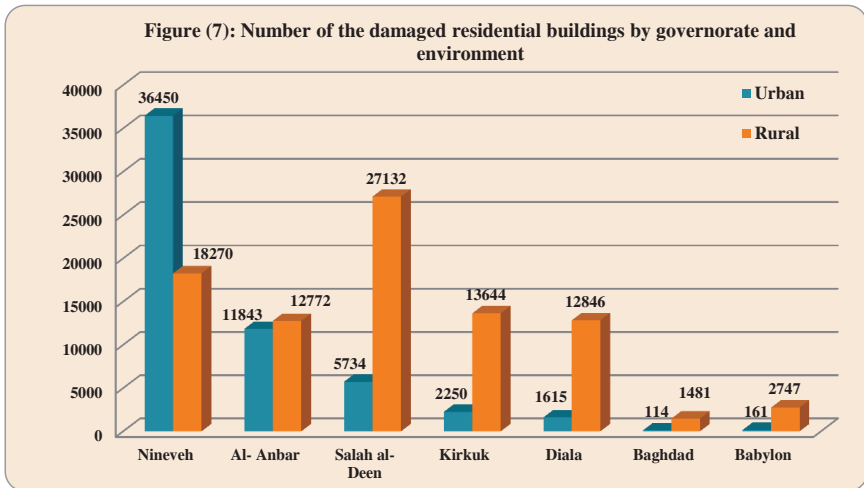
✎ Also these results showed that the residential buildings in Nineveh were damaged more than the other governorates by (8) trillion dinar and as (42.7%) then Salah al- Deen (3.8) trillion dinars and as (20.2%) then Al- Anbar (3.6) trillion dinars as (19.2%).

✎ The highest value of the damaged residential buildings in the urban region was in Nineveh (5.8) trillion dinars as (57.8%) then Al- Anbar (2.3) trillion dinar as (22.7%) then Salah al- Deen (1.4) trillion dinars as (13.6%) and as shown in figure (6)



- ✚ Also the results showed that the highest value of the damaged residential buildings in the rural villages was in Salah al- Deen (2.4) trillion dinars as (27.7%) then Nineveh (2.2) trillion dinar as (25.3%) then Al- Anbar (1.3) trillion dinars as (15.1%) in the rural areas.
- ✚ The results showed that the number of the damaged buildings in the rural region is higher than in the urban region (88892, 58167) respectively and as (60.4%, 39.6%).
- ✚ The result showed that the residential buildings in the urban of Nineveh were the highest number (36450) buildings and as (62.7%) then Al- Anbar (11843) buildings as (20.4%).

While the number of the residential buildings in the rural of Salah al- Deen were the highest (27132) and as (30.5%) then Nineveh (18270) and as (20.6%) as shown in figure (7).



Total cost of the damaged assets (Million Dinar) by sector and governorate

Table (1)

Sector	Governorate							Total
	Nineveh	Kirkuk	Diala	Al- Anbar	Baghdad	Babylon	Salah Al- Deen	
Manufacturing Industry sector	640,015	980	15,076	4,578,595	16,715	13,269	212,838	5,477,488
Communication sector	292,548	9,156	3,886	58,200	4,987	11,001	14,921	394,699
Educational sector	466,222	41,256	7,762	423,021	20,272	8,664	130,635	1,097,832
Oil and gas sector	112,964	138	47,504	148,916	56,782	0	5,779,011	6,145,315
Governmental buildings sector	978,999	52,338	56,014	823,836	163,181	48,342	789,421	2,912,131
Water and sanitation sector	2,722,911	156,504	20,569	45,456	181,400	52,048	359,046	3,537,935
Electricity sector	1,030,157	138,747	209,868	1,815,712	366,928	145,813	5,878,768	9,585,993
Health sector	1,534,409	1,608	16,326	395,999	0	2,972	274,869	2,226,183
Water resources sector	128,603	79,032	7,472	144,532	5,032	410	138,053	503,134
Transport sector	1,607,949	72,328	338,337	534,780	66,871	44,389	105,383	2,770,037
Culture sector	107,633	0	26,565	24,308	0	1,900	290	160,696
Agriculture sector	29,845	7,894	25,936	388,036	12,089	12,995	59,025	535,820
Trade sector	404,823	0	0	146,486	67,455	0	78,908	697,672
Environment sector	0	0	125	840	0	0	0	965
Total	10,057,079	559,981	775,440	9,528,717	961,712	341,803	13,821,168	36,045,899
The ministries and the uncommitted institutes to the ministries								
Residential buildings sector								
Total	10,057,079	559,981	775,440	9,528,717	961,712	341,803	13,821,168	75,306,264

The value of the residential damages by governorate and environment
Table (2)

Governorate	The value of the damages by environment (million dinar)		
	Urban	Rural	Total
Nineveh	5,785,068	2,215,947	8,001,015
Al- Anbar	2,269,722	1,322,424	3,592,146
Salah Al- Deen	1,359,749	2,421,510	3,781,259
Kirkuk	254,915	1,099,594	1,354,509
Diala	277,954	1,121,644	1,399,598
Baghdad	20,433	317,136	337,569
Babylon	34,241	245,593	279,834
Total	10,002,082	8,743,848	18,745,930

Number of the damaged Cities , Villages and Buildings By Governorate and Environment

Table (3)

Governorate	Number of damaged residential cities	Number of damaged villages	Total	Number of damaged residential buildings by environment		
				Urban	Rural	Total
Nineveh	29	473	502	36,450	18,270	54,720
Al- Anbar	14	136	150	11,843	12,772	24,615
Salah Al- Deen	6	590	596	5,734	27,132	32,866
Kirkuk	7	135	142	2,250	13,644	15,894
Diala	4	156	160	1,615	12,846	14,461
Baghdad	2	22	24	114	1,481	1,595
Babylon	1	44	45	161	2,747	2,908
Total	63	1,556	1,619	58,167	88,892	147,059